

Welcome families!



These activity cards will help guide you in your discovery of the museum: wander around, have fun and lose yourself in all its wonders.

In the museum spaces:



Touch and try out the proposed activities.

Be curious, go up to the images and talk about them with other people.



Photographs are allowed!

In the garden:



The gardeners take care of this garden for your pleasure, please walk on the pathways so you do not damage the lawn.



You can pick up leaves and fruits on the ground, but not those hanging from the branches.

Enjoy the beauty of the gardens.



Traveling can make a person hungry. However, you must exit the garden for dining services: picnicking is not allowed.



Use the map to find the stroller-accessible paths.*



*a stroller closet is located at the museum's reception, where you can also find baby carriers

My Museum memories



Before leaving, fill out this page and tell us what you liked during your visit to the Musée Départemental Albert-Kahn

A room:

An autochrome:

A film:

A landscape:

A plant:

A smell:

A sound:

A sensation:

A color:

To find out
more, activities
await you
in the Family
Room!

Albert Kahn's world

Born in Alsace in 1860, Albert Kahn arrived in Paris in 1876. After he made his fortune very quickly, he founded his own bank in 1898. Wanting to put his wealth towards his different projects for the advancement of progress and peace, he created the *Archives de la Planète*: more than 72,000 color photographs (autochromes) and 180 km of silent, black-and-white film, taken between 1909 and 1931, a part of which can be found in this room.

The *Archives de la Planète*

Difficult to get your bearings among all these images! The *Archives de la Planète* allows you to travel to more than 50 countries, encounter their inhabitants and discover their ways of living.

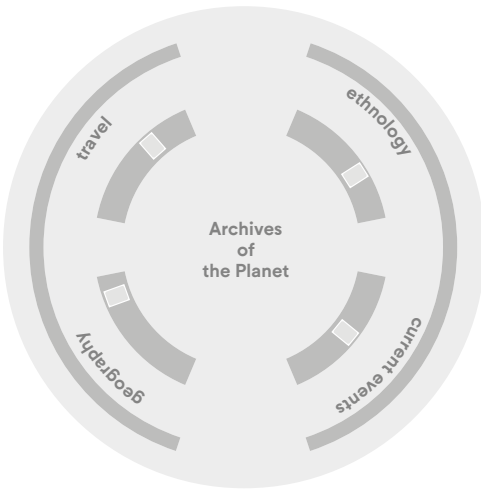
The wall covered with photographs is an inventory of the world! Try to find:



- A castle,
- A sunset,
- A snowy landscape,
- A portrait with two people,
- An animal.



Grab one of the tablets from the center of the room and set out in search of a film or photograph, thanks to the clues below:



Travel Opt for the wonders of the world: from the train you will see the largest wall in the world!

Geography Discover the photos of other populations' homes: located at the foot of a lake, in the mountains, I am a house that can travel!

Ethnology Admire the handiwork and commerce of Benin, like a spider, I weave my web, do you see the movement of my hands and feet?

Current events Find the discovery chronicles, I am a crescent of light.

Amongst yourselves:
It's your turn now.
Talk as a family about
what you saw.
The discussion starts now!

**Have you already started
a collection?**

To find out
more, activities
await you
in the Family
Room!

The Image Factory

Albert Kahn sent twelve operators, photographers and/or cameramen to capture the world on autochrome and film. They recorded the world over the course of a number of missions carried out in difficult conditions, with imposing and fragile equipment.

Passport, please!

On the wall, you will find the twelve operators' professional passports. Now it's your turn to fill out one for your family!



For children under 6 years of age

Draw your family
in the photo area



For children over than 6 years of age

Use the operators' passports
for inspiration and fill out
your own:

OPERATORS' PASSPORTS

Last name

First name

Date of birth

Title

Your
missions

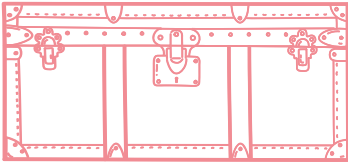
Techniques
used



Going on a mission

Look in the trunks and display case around you. What are the objects one might need in order to carry out a mission assigned by Albert Kahn? Circle them in the list below:

- A camera
- A movie camera
- A shipping trunk
- Autochrome plates
- Film reels
- Dishes
- A cell phone
- A computer
- A microwave



To find out more, activities await you in the Family Room!



The autochrome

Invented by the Lumière brothers in 1903, the autochrome was the first technical process used in color photography. A rather unusual technique, it uses potato starch tinted in three colors: orange, green and violet.

Amongst yourselves:

It's your turn now.

Talk as a family about what you saw.

The discussion starts now!

Is what we see in photography necessarily true?

The Vosges Barn

Before entering the forests, first head towards the Vosges barn. The harmonious cohabitation of plants from various locations symbolizes Albert Kahn's ideal world: borders do not exist in the garden. Without the work of the gardeners, this garden would have disappeared. Thanks to more than 2,500 autochromes depicting the garden between 1910 and 1931, they were able to conserve its original spirit.

A thousand and one plants

Explore the museum's herbarium directly in front of you!

Draw a leaf from an apple tree (Europe)



Draw a ginkgo (Asia)



Amongst yourselves:

It's your turn now.
Talk as a family about
what you saw.
The discussion
starts now!

**What are your
favorite flowers?
Pick 3!**



Draw a blue spruce (America)

Draw a branch from
an Atlas cedar (Africa)




To find out
more, activities
in the Family
Room!

In those days, gardens included several landscaped spaces, representing the different approaches to the art of gardening. Albert Kahn's is divided up into 7 different landscapes, which you will discover during your visit.

Try to find the landscape these photos were taken in!

Albert Kahn's garden, Boulogne, April 1911, cam: Auguste Léon



Albert Kahn's garden, Boulogne, July 1911, cam: Auguste Léon



Albert Kahn's garden, Boulogne, October 1914, cam: Auguste Léon



Albert Kahn's garden, Boulogne, July 1914, cam: Georges Chevellier

